



THE SHERIDAN STORY[®]

FIGHTING CHILD HUNGER



2018-2019 SCHOOL YEAR ANNUAL REPORT

NOTE FROM OUR EXECUTIVE DIRECTOR

This year, I heard many stories of how The Sheridan Story has helped change the story of child hunger for thousands of children in Minnesota, and one in particular stood out for me.

A mom with two kids in schools in the Northwest suburbs of the Twin Cities told me that only her younger child has access to the program in school, and wondered if we were going to offer the program at her older child's school.

Unfortunately, there are many more situations like this of kids in need of food for their next meal. Fortunately, we have a solution to prevent kids from going home hungry.

Through your incredible partnerships, we have provided over 3,000,000 meals to children in our community since we started. We are doing amazing work, but there are more kids in more schools to serve. I firmly believe that every child deserves every meal.

We've seen incredible growth this school year and we couldn't have done it without your support. Thank you for your partnership and I look forward to continuing to work together to realize our vision of **Every Child. Every Meal.**



A handwritten signature in black ink that reads "Rob Williams".

Rob Williams
Executive Director

OUR MISSION FIGHT CHILD HUNGER THROUGH COMMUNITY AND SCHOOL PARTNERSHIPS

thesheridanstory.org

The Sheridan Story is changing the story of children who live with food insecurity in over 250 schools. With more than **200,000** children in Minnesota who don't have reliable access to food, there are many more we can nourish with their next meal. We have 65 schools on our waiting list.

We focus on the weekend food gaps when children aren't able to receive free and reduced meal programs at school. But weekends are not the only time that children face hunger. Our summer and winter break food program expands access to food during these other significant gaps in the year.

It takes a collaborative effort between sponsoring organizations and schools in need to have an effective impact on child hunger. Through our community partners, The Sheridan Story is able to source, sort, and distribute five food bag options so children have nutritious food when they need it. Our partnership-based model has been successful in making a sustainable and scalable impact in the community.



HOW WE MEASURE "SUCCESS"

INCREASE OF OUR IMPACT THROUGH FOOD PROGRAM EXPANSION IN 2018-2019 SCHOOL YEAR

963,133 Meals this year, 28% growth

271 Locations, 22% growth

173 Sponsor organizations, 45% growth

SURVEY RESULTS

FAMILIES REPORT - ASSURANCE THAT OUR FOOD PROGRAM MAKES A POSITIVE IMPACT IN THE CHILDREN'S LIVES

87% of families reported their children were more prepared for school as a result of our program

88% of families reported being satisfied with the quality of the food

SCHOOLS REPORT - % OF SCHOOL STAFF SEEING IMPROVEMENT IN KIDS IN THE FOLLOWING CATEGORIES AS A RESULT OF OUR PROGRAM

93% academic performance

89% self-esteem

86% attendance

89% behavior

92% and attention in class



CONTINUED >

HOW WE MEASURE "SUCCESS"

SCHOOLS REPORT - % OF SCHOOL STAFF SEEING IMPROVEMENT FOR THE SCHOOL IN THE FOLLOWING CATEGORIES AS A RESULT OF OUR PROGRAM

91% more supported by community

46% had no relationships with sponsor prior to The Sheridan Story

90% relationship improved with sponsor over last school year

SPONSORS REPORT - % OF SPONSOR STAFF & VOLUNTEERS SEEING IMPROVEMENT FOR THEIR ORGANIZATION IN THE FOLLOWING CATEGORIES AS A RESULT OF OUR PROGRAM

99% Their group's role in the community

98% Their group's motivation to serve

GEOGRAPHIC LOCATIONS AND POPULATIONS SERVED

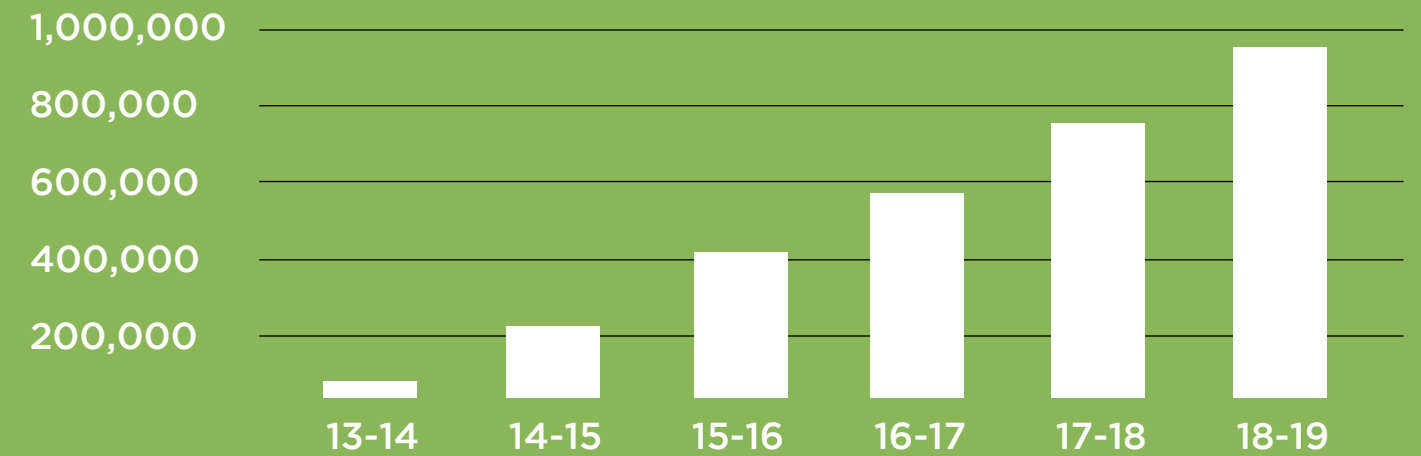
The Sheridan Story operated weekend, summer break, and winter break in the following Minnesota and Wisconsin cities in the 2018-2019 school year:

Albertville, Andover, Anoka, Apple Valley, Bird Island, Blaine, Bloomington, Breckenridge, Brooklyn Center, Brooklyn Park, Brooten, Burnsville, Cambridge, Carver, Champlin, Chanhassen, Chaska, Columbia Heights, Coon Rapids, Crystal, Delano, Eagan, Eden Prairie, Edina, Elk River, Falcon Heights, Farmington, Forest Lake, Glencoe, Ham Lake, Hastings, Hudson, Inver Grove Heights, Isanti, Lakeville, Lino Lakes, Little Canada, Maplewood, Minneapolis, Minnetonka, Minnetrista, Monticello, Mound, Mounds View, New Hope, North St. Paul, Owatonna, Plainview, Plymouth, Prior Lake, Richfield, Robbinsdale, Rochester, Rosemount, Roseville, St. Michael, Shoreview, Sleepy Eye, St. Louis Park, St. Paul, West St. Paul, White Bear Lake, Woodbury

We offer five options of food bags tailored to a variety of dietary preferences for East African, Latino, and Southeast Asian families and needs such as ready-to-eat items. There are no income requirements, making it easier to for the people who need it to have access.

OUR IMPACT IS GROWING

Number of meals served to children in our community by school year

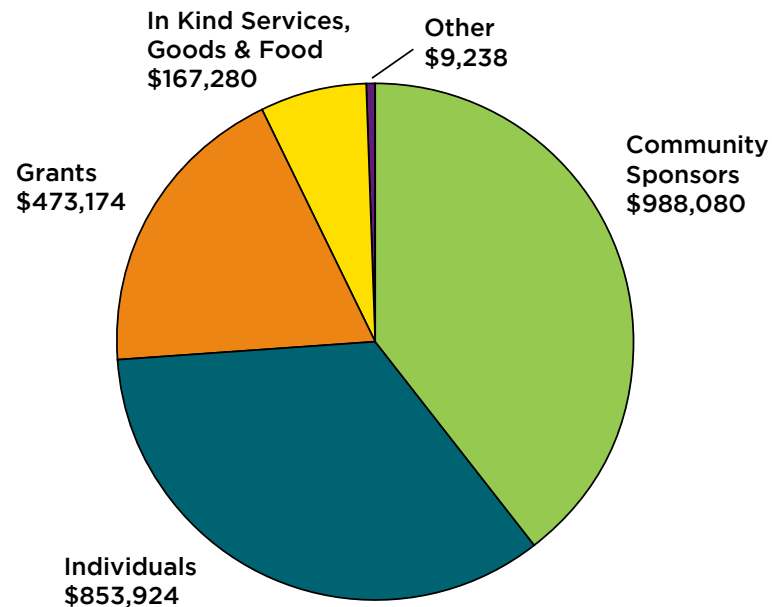


2018-2019 FINANCIAL STATEMENTS

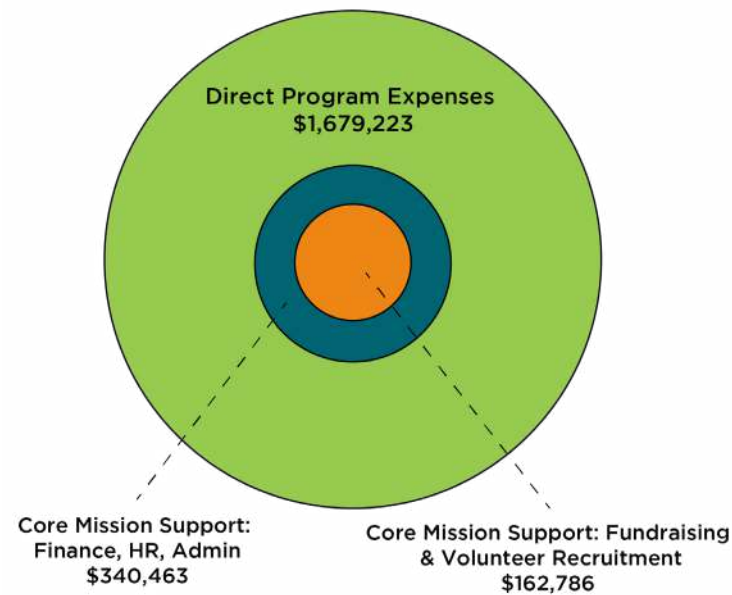
	2018-2019	2017-2018	2016-2017
Revenue			
Community Sponsors	\$ 988,080	\$ 758,364	\$569,041
Individuals	\$ 853,924	\$ 536,911	\$368,052
Grants	\$ 473,174	\$ 155,379	\$209,183
In Kind Services, Goods & Food	\$ 167,280	\$ 292,869	\$148,469
Other	\$ 9,238	\$ 2,623	\$3,471
Total Revenue	\$ 2,491,696	\$ 1,746,146	\$1,298,216
Program Expenses			
Program Services	\$ 1,679,223	\$ 1,351,024	\$1,019,808
Management & General	\$ 340,463	\$ 231,846	\$182,716
Fundraising & Volunteer Recruitment	\$ 162,786	\$ 142,464	\$102,525
Total Functional Expenses	\$ 2,182,472	\$ 1,725,334	\$ 1,305,049
Net Revenue/Deficit	\$ 309,224	\$ 20,812	\$ (6,833)
Assets			
Cash	\$ 106,059	\$ 178,595	\$279,315
Inventory	\$ 284,551	\$ 142,840	\$97,153
Property & Equipment	\$ 274,693	\$ 175,656	\$112,974
Other Assets	\$ 193,139	\$ 51,045	\$67,362
Total Assets	\$ 858,442	\$ 548,136	\$ 556,804
Liabilities & Net Assets			
Accounts Payable & Accrued Expenses	\$ 82,039	\$ 55,082	\$28,716
Deferred Revenue	\$ -	\$ 247,927	\$313,112
Deferred Rent	\$ 27,461	\$ 26,841	\$17,502
Capital Lease	\$ 176,432	\$ -	\$ -
Line of Credit	\$ 45,000	\$ -	\$ -
Total Liabilities	\$ 330,932	\$ 329,850	\$ 359,330
Total Net Assets	\$ 527,510	\$ 218,286	\$ 197,474
Total Liabilities & Net Assets	\$ 858,442	\$ 548,136	\$ 556,804

2018-2019 FINANCIAL OVERVIEW

Revenue Total: \$2,182,472



Expenses Total: \$2,182,472



THE SHERIDAN STORY.. STORY

During the spring of 2010, the school administration at Sheridan Elementary in Northeast Minneapolis discovered students hoarding food from the cafeteria on Fridays. More than 90% of students at Sheridan receive free or reduced lunches, and many students were taking extra food home to eat during the weekend.

The school staff approached Mill City Church, which meets Sundays in the Sheridan auditorium, and asked if they could help address this growing need. In the fall of 2010, Mill City Church, together with Woodridge Church, launched The Sheridan Story – a project designed to fight child hunger by providing a weekend’s supply of food to hungry children.

The Sheridan Story began by providing one bag of non-perishable food to 27 kindergarteners each weekend in 2010. Over the next two years, the program was gradually opened to all students at Sheridan School, reaching more than 300 students in 2012. The spring of 2013 brought their first expansion into another school, Delano Elementary, increasing their impact to some 350 children.

“Hunger is a problem everywhere.”

In 2013 The Sheridan Story wondered how they could reach other children in the Twin Cities who live with food insecurity. They saw the need for developing a larger growth strategy and what emerged is their network model of weekend food programs.

In the fall of 2013, The Sheridan Story incorporated as a separate non-profit organization and launched pilot programs in three additional schools in Minneapolis reaching a total of 500 children in five schools. The pilot programs were successful and the team implemented a full launch. As of January 2019, The Sheridan Story was serving over 6,500 kids in over 200 schools.

“It takes the whole community to address a problem as significant as child hunger.”

The Sheridan Story has seen incredible growth in their impact on child hunger in the Twin Cities. Due to strong school and community partnerships, The Sheridan Story continues to grow.

BOARD OF DIRECTORS

- Ryan Beach (Chair)**
Vice President, Divisional Merchandiser Manager, Target Corporation
- Bob Thomas (Vice-Chair)**
Chief Experience Officer, Twin Cities YMCA
- Ranjit Ahluwalia (Treasurer)**
Managing Director, PointState Capital
- Rachel Riensche (Secretary)**
Intellectual Property and Business Consultant, Self employed
- Bob Peterson**
Finance Director, Home & Community Services, Allina Health
- Bruce Ensrud**
Wealth Advisor, Thrivent Financial
- Helene Clark**
Chief Marketing & Strategy Office, Welch’s
- Jenna Soule**
Director of Integrated Marketing and Communications, SportsEngine

- Jon McTaggart**
President and Chief Executive Officer, American Public Media & Minnesota Public Radio
- Leadriane Roby**
Assistant Superintendent, Richfield Public Schools ISD #280
- Michael Binder**
Lead Pastor, Mill City Church
- Michele Carroll**
Director of Human Resources, Inver Grove Heights Schools
- Scott Tonneson**
Portfolio Manager, Nuveen Investments
- Wendi Jarson**
Retired - Assistant Principal at Sheridan Arts Magnet Elementary School, Minneapolis Public Schools
- Woody Kingman**
Retired - Vice President, Tealwood Asset Management
- Rob Williams (Staff)**
Executive Director, The Sheridan Story

SUPPORTERS AND VOLUNTEERS

**We couldn’t do it without our partners
in the community!**

- **4,204 VOLUNTEERS**
- **11,072 VOLUNTEER HOURS**
- **2,100 DONORS**

CONTACT US

2723 Patton Road, Roseville, MN 55113

thesheridanstory.org

612-568-4003

facebook.com/thesheridanstory

www.instagram.com/sheridanstory

twitter.com/sheridanstory

www.linkedin.com/company/the-sheridan-story

YOU CAN HELP BY



**SPONSORING
A SCHOOL**



VOLUNTEERING



**FOOD/FUND
DRIVE**



DONATING



thesheridanstory.org